

Level I Antiterrorism Awareness Training



ONLINE VERSION

About This Training


- Designed to increase your awareness of terrorism and improve your ability to apply personal protective measures.
- Review Antiterrorism Practices.
- Review MCCS Security Awareness(fraud/theft).



DoD Definition of Terrorism

“The calculated use of unlawful violence or threat of unlawful violence to inculcate fear; intended to coerce or intimidate governments or societies in the pursuit of goals that are generally political, religious, or ideological.”

(Instill fear to get their point across)



What do Terrorists Look Like?

- Terrorists don't have a 'specific' appearance.
- Any organization can use terrorism to achieve its goals.
- ***Criminal actions*** separate 'terrorists' from legitimate groups.



PLO Terrorists

TERRORIST CAN COME FROM ANYWHERE!



AFRICA

OKLAHOMA
USA

MIDDLE
EAST

**Look like
Anyone!**

ASIA/
EUROPE



CHECHNA



RAMALLA, PALESTINE
1ST FEMALE SUICIDE
BOMBER - Jan 2002

OPERATION EAGLE EYES

“THE KEY IS PUBLIC AWARENESS”



**IF YOU OBSERVE ANY
SUSPICIOUS ACTIVITY,
OBJECTS OR INCIDENTS –
PLEASE CALL!**

451-3333 (cell) / 911 Immediately

SUSPICIOUS ACTIVITIES

SURVEILLANCE

- Are you aware of anyone recording or monitoring activities, taking notes, using cameras, cell phones, maps, binoculars, etc., near the military facility?



SUSPICIOUS QUESTIONING

- Are you aware of anyone attempting to gain information in person, by phone, mail, e-mail, etc., regarding personnel or deployment status on a military facility?

TESTS OF SECURITY

- Are you aware of any attempts to test physical security or procedures?


*Drilling for
Information:
Questioning*



SUSPICIOUS ACTIVITIES

ACQUIRING SUPPLIES

- Are you aware of anyone attempting to acquire explosives, weapons, ammunition, dangerous chemicals, uniforms, badges, flight manuals, access cards, or identification for a key facility; that could be used in a terrorist or criminal act?



Keyless Remotes




SUSPICIOUS PERSONS

- Are you aware of anyone who does not appear to belong in the workplace, neighborhood, or business establishment near the military facility?

SUSPICIOUS ACTIVITIES

DRY RUNS

- **Have you observed any behavior that appears to be preparation for terrorist activity, such as mapping out routes, playing out scenarios with other people, timing traffic lights or traffic flow, or any other suspicious activities?**



DEPLOYING / STOCKPILING ASSETS

- **Have you observed abandoned vehicles, stockpiling suspicious materials, or persons deployed near a military facility?**



POTENTIAL VIOLENT/TERRORIST ACTIVITY INDICATORS

- **Supporting terrorist organizations or activities (financially, materially).**
- **Purchasing bomb making materials, or obtaining information about the construction of explosives.**
- **Engaging in military training with known terrorists (foreign or domestic).**
- **Seeking spiritual forgiveness.**

POTENTIAL VIOLENT/TERRORIST ACTIVITY INDICATORS

- **Distributing terrorist literature via the internet, advocating unlawful violence.**
- **Applying for membership in a violent/terrorist group and adopting their extremist ideology.**
- **Expressing loyalty and collecting intelligence for terrorists.**
- **Knowingly talking about future terrorist events with intent to commit a terrorist act.**

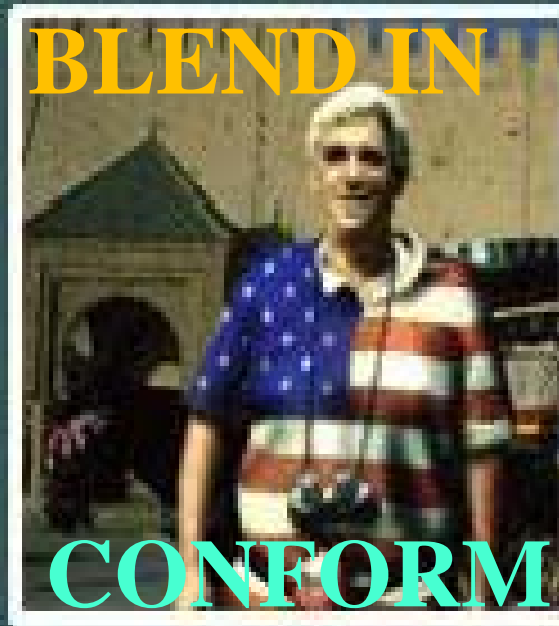
Target Selection

DON'T BE COMPLACENT—CHANGE ROUTINE



**Military installations
Victim by
Location**

**Victim by
Association**




**Be observant!
Victim by
Opportunity**

AVOID PUBLIC DISTURBANCES!

Target Identification

Sporting events




**Large,
Vulnerable Groups**

Targeted by name



**Name
President, Senator!**

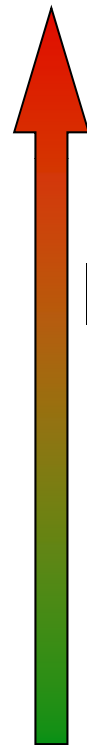
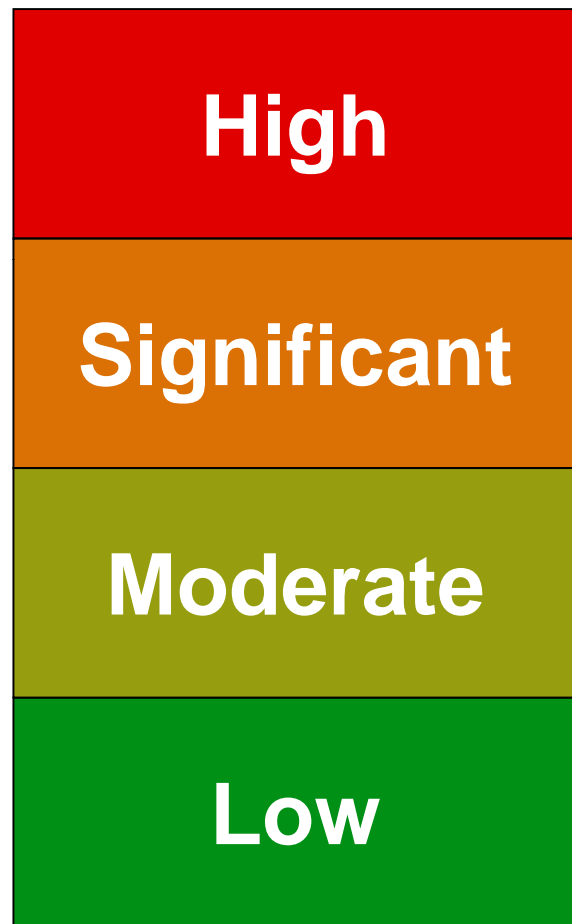
Entourage, limos, lights



**Appearance
of Importance**

DOD Terrorism Threat Levels

(What countries pose a threat when traveling)



Increasing
Threat

Consider a
terrorist group's:


- **Operational Capability**
- **Activities**
- **Intentions**
- **Environment**

Force Protection Conditions (FPCON) (Military Installations threat guide)

Sample protective measures:

- Gate guards
- Barriers
- ID checks
- Vehicle inspections
- Random patrols (road blocks)
- Base wide exercises

Increasing
Protection



FPCON Normal

- When there is a general global threat of possible terrorist activity, but it warrants only a ***routine security posture***.
 - A terrorist attack is always possible.
 - Best information available offers **no indication of probable attack.**



OPEN BASE!
Personnel entering
with no security delay

FPCON Alpha

- When there is a general threat of **possible terrorist activity**, the nature and extent of which are **unpredictable**, against personnel and facilities.
 - General conditions suggest possible violence.
 - **Nothing indicates** that this installation is targeted.
 - Must be capable of being **maintained indefinitely!**



Expect random vehicle checks and increased crime prevention efforts

FPCON Bravo

- When an increased and more ***predictable terrorist threat activity*** exists.
 - **Specific information suggests probable violence.**
 - **Nothing indicates** that this installation is targeted.
 - Extra precaution is appropriate to deter terrorist planning.
 - Must be capable of being **maintained for weeks without hardship.**
 - Be patient & have ID Ready.



Expect to see closer inspection of vehicles, deliveries, ID checks, and a greater presence of guards on your installation

FPCON Charlie

- When an incident occurs or when intelligence indicates that some form of **terrorist targeting against personnel and facilities is imminent!**
 - **Evidence of terrorist attack planning**, such as terrorist surveillance or reports from local sources.
 - Strong protective measures are required, but the unit must continue its regular mission activities.
 - **Implemented for a short time.**



All non-mission essential personnel are sent home!

FPCON Delta

- When a **terrorist attack has occurred** or intelligence indicates imminent **terrorist action against a specific location!**
 - Normally, FPCON Delta is used as a localized warning.
 - **The installation moves to a high state of alert**, and implements mandatory security measures.
 - Commanders encouraged to supplement mandatory security measures.



LOCKDOWN!

All MCCS activities or events cease.

National Terrorism Advisory System (NTAS)

ELEVATED THREAT: Warns of a credible terrorist threat against the U.S.

IMMINENT THREAT: Warns of a credible, specific, and impending terrorist threat against the U.S.



REASONS? NOTIFICATION?

REASONS? NOTIFICATION?

- **REASONS:**

- **Chemical**
- **Biological**
- **Radiological**

- **NOTIFICATION:**

- **Mass Communication System**
- **Automated Phone System**

HOW TO SHELTER-IN-PLACE:

- **Close the business, office, warehouse, facility.**
- **Bring everyone indoors to include employees, customers and visitors.**
- **Move to an above ground level if possible; interior rooms, with the fewest windows and doors.**
- **Do not overcrowd the rooms.**

HOW TO SHELTER-IN-PLACE:

- **Shut and lock all doors, windows or any other openings to the outside.**
- **Turn off all fans, heating and AC systems.**
- **If you are told there is danger of an explosion, close window shades, blinds, or curtains.**
- **Maintain accountability and communication (most important)!**

Responding to a Chemical Weapons Attack

Sarin nerve gas!



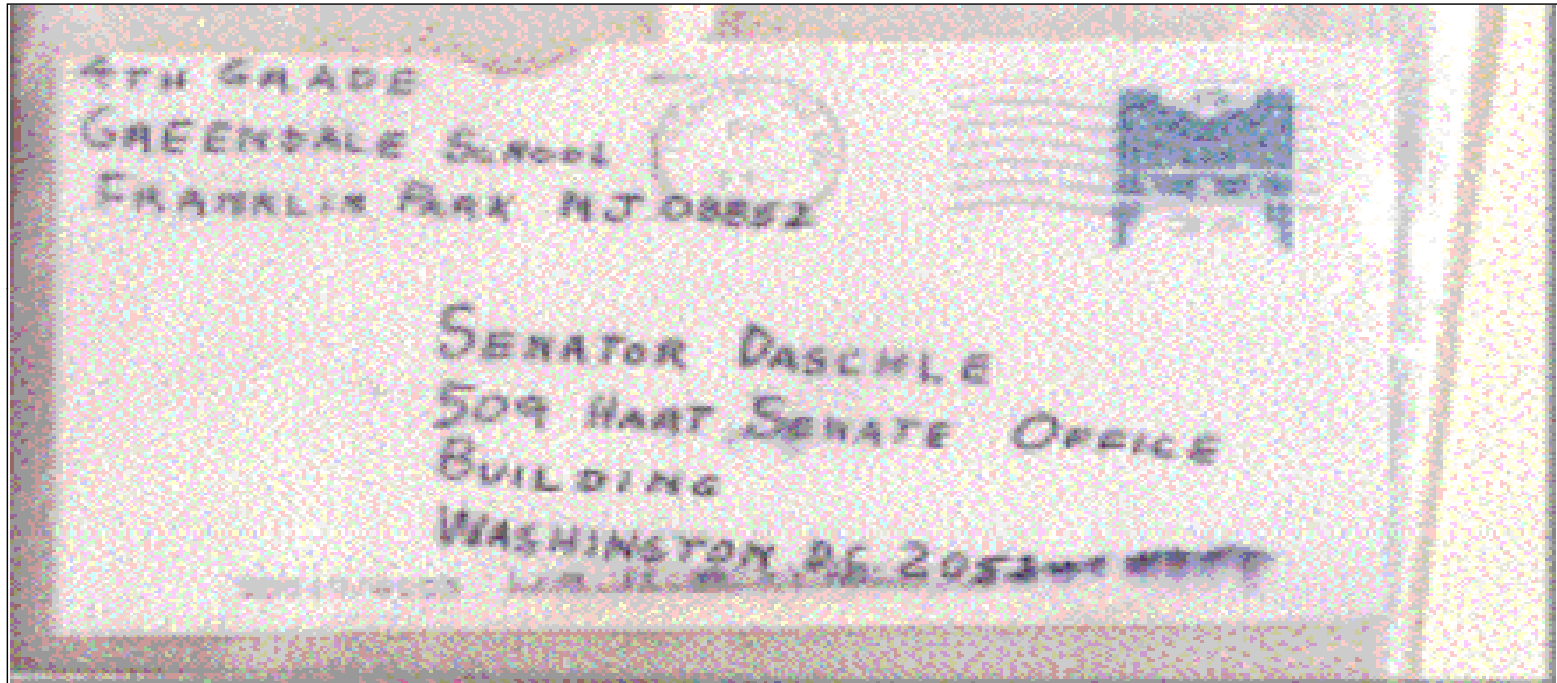
Tokyo subway

If you feel you have been exposed to chemical agents such as Cyanide, Mustard Gas...

...you should

- **Shelter-In-Place!** If shelter is not available move upwind away from the chemical.
- **Move to a higher elevation and cover as much of your body as possible.**
- **Wash areas that came into contact with the chemical agents with warm soapy water (without rubbing into the skin).**
- **Seek medical attention.**

Responding to a Biological Weapons Attack



If you feel you have been exposed to biological agents such as Anthrax, Ricin (powder substance)...

...you should

- **Quickly get away and warn others of the threat.**
- **Protect yourself and cover your mouth and nose.**
- **Wash areas that came into contact with the substance with soap and water.**
- **Contact authorities.**
- **Seek medical attention.**

Responding to a Radiological Weapons Attack



***If you are warned of a
radiological weapons attack...***

...you should

- **Cover your nose and mouth.**
- **Determine whether to leave the area or Shelter-In-Place.**
- **If exposed to radioactive materials, take your clothes off and wash as soon as possible.**
- **Monitor news broadcasts and follow instructions.**

BOMB THREAT!



TELEPHONIC BOMB THREAT

- TRY TO STAY CALM! IMPLEMENT THE ***BOMB THREAT CHECKLIST.***
- NOTIFY FELLOW WORKERS TO CALL **911** ON ANOTHER PHONE TO REPORT THE INCIDENT. 911 DISPATCH WILL CALL TELEPHONE REPAIR TO INITIATE A PHONE TRACE ON THE BOMB THREAT LINE.
- EVACUATE BUILDING OR AREA THREATENED.

CALL TRACE PROCEDURES

- WHEN THE CALLER HANGS UP, DO NOT HANG UP PHONE! “**HOOK FLASH**” YOUR PHONE AND DIAL ***57** TO ACTIVATE TRACE THROUGH TELEPHONE REPAIR.
- DO NOT USE THAT PHONE LINE AGAIN! USE ANOTHER LINE AND CALL **911** AND ASK FOR THE PMO DESK SGT TO ENSURE CALL TRACE WAS ACTIVATED AND TO REPORT BOMB THREAT CALL.

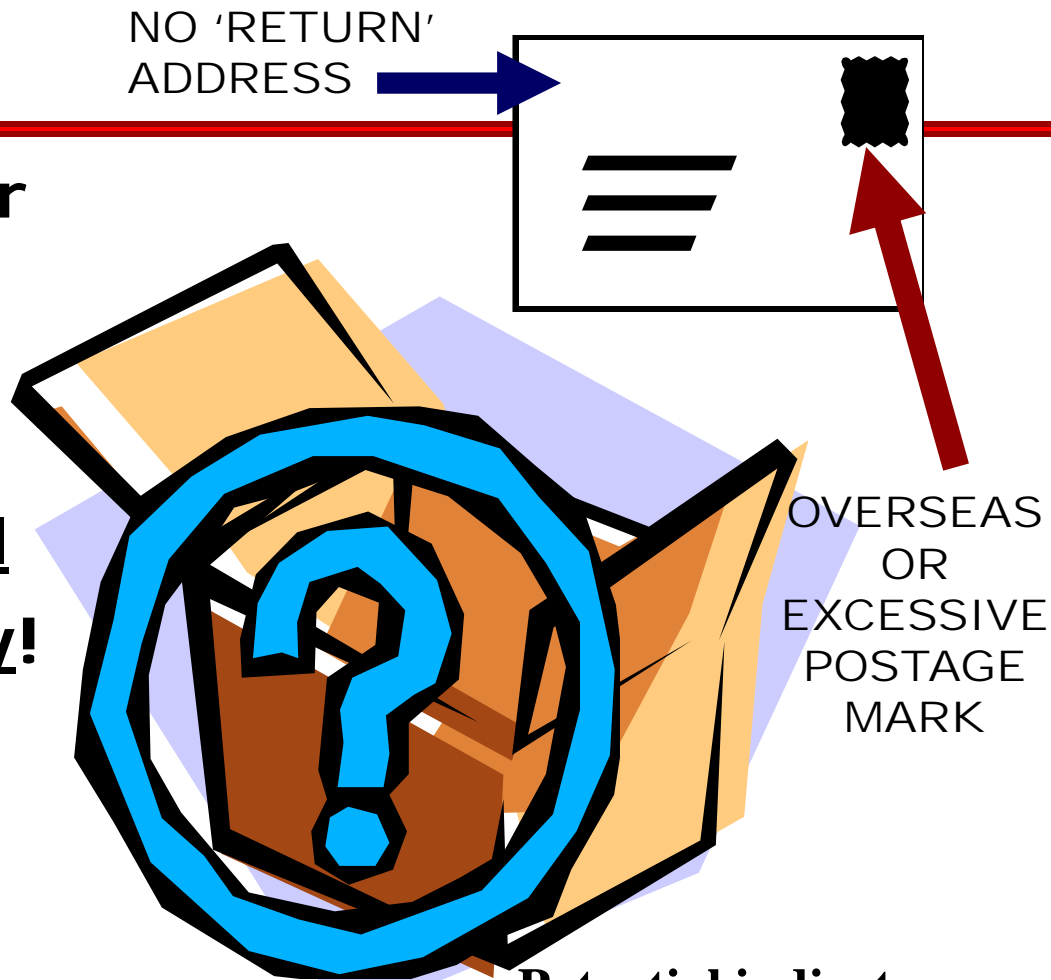
IF YOU SEE A SUSPICIOUS PACKAGE OR OBJECT

- **DO NOT** move, jar or touch a suspicious package / object or anything attached to it.
- **Call 911!** Report the location, with an accurate description of the object.
- **Evacuate** the building or area.
- **If you can see the bomb, the bomb can see you, and could cause injury.**

SUSPICIOUS PACKAGES

LOOK FOR CLUES

- NO Return Address or Unknown Sender.
- Overseas Postal Markings or Stamps
- Contents are unusual or suspicious - bulky!
- Powdery substance or grease marks on the box or envelope

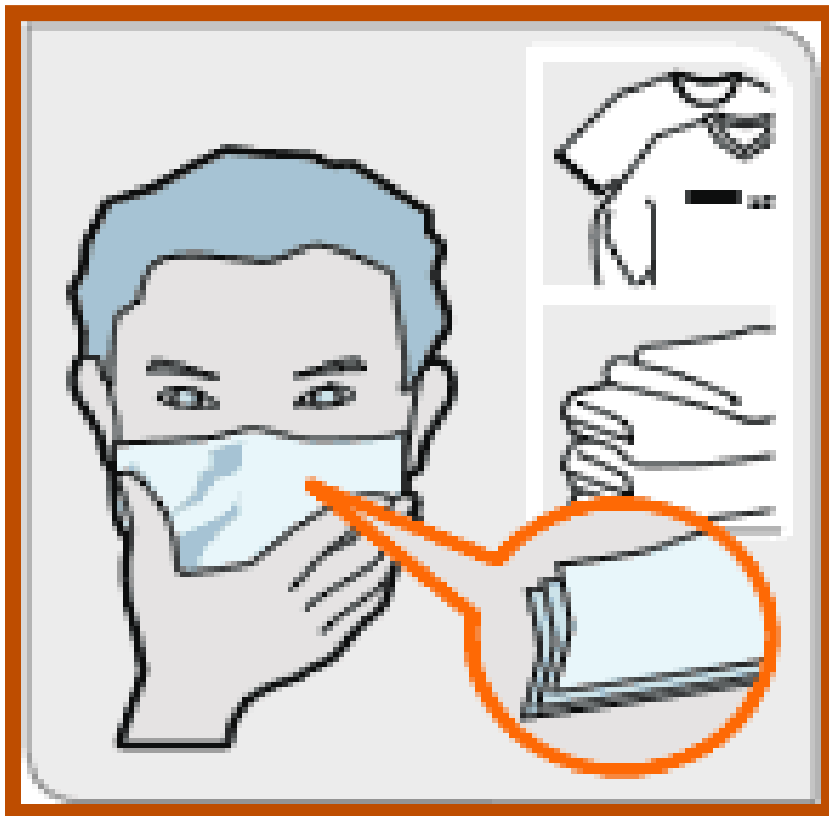


Perturbing wires
IF SUSPICIOUS DO NOT OPEN!!

Potential indicators:
DO NOT X-RAY!
DO NOT SCAN!

SUSPICIOUS PACKAGE

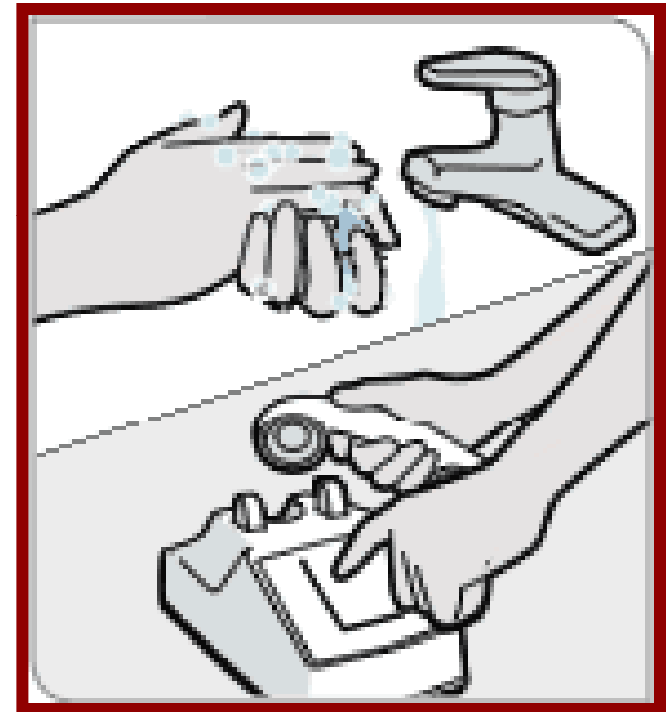
IMMEDIATE ACTIONS:



- **Your “Airway” must be protected!**
- **Cover your mouth and nose with layers of fabric that can filter the air but still allow breathing.**
- **You can use your T-shirt, handkerchief, or wet towel**

IMMEDIATE ACTIONS

- **Wash HANDS and AFFECTED AREAS** with soap and water.
- Call **9-1-1** to contact Emergency Dispatch. Cell phone users dial **451-3333**.
- **Close all entrance/exit doors to the room.**
- **Go outside in the *fresh air*, do not get near others.**
- **Identify all persons who might have been exposed.**



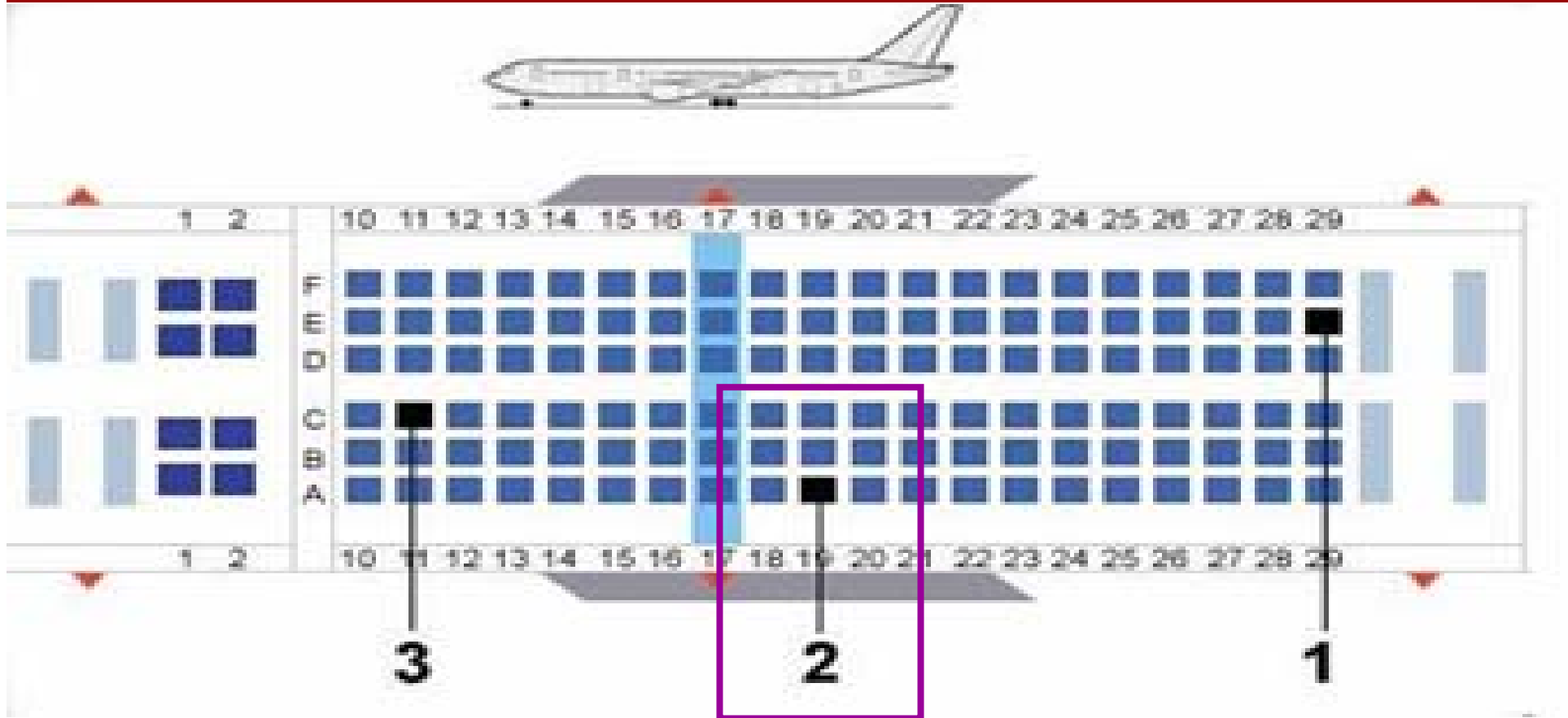
Terrorist Hijacking



Ideas for immediate response:

- Be alert, remain calm.
- Encourage others to remain calm.
- Hide your ID.
- Try to understand the developing situation.

Choosing a Seat



When given a choice-which seat?

Antiterrorism Practices When Traveling (TAD, Family)

- Do not use government ID or curbside check-in.**
- Don't travel alone; Travel in small groups (3-5 people).**
- Rental Vehicle: Rent a vehicle that blends in; inspect it prior to using!**
- TAXI: Look for distinctive markings of a legitimate taxi. Do not use a taxi with the words spray painted on and says 1/2 price.**

Antiterrorism Practices When Traveling (Hotel/Dining)

- **Find a hotel with one way in and all the hotel room doors are within the interior of the hotel (preferably the 4th thru 6th floors.**
- **Make sure the door locks and phone works and that you know how to place emergency phone calls!**
- **Avoid giving out personal information.**

SECURITY AWARENESS

- **Employee Theft / Fraud**
 - MCCS monitors cameras at all retail, CDCs, youth and fitness centers.
 - MCCS Civil Recovery Fee - \$200.
 - Penalty – Federal offense if convicted.
 - You are responsible for your guests.
- **MCCS robbery Procedures: Give them what they want and secure area. Be descriptive as possible!**

ACTIVE SHOOTER RESPONSE

- **Evacuate or seek cover.**
- **Secure the area or room:**
 - **Barricade door.**
 - **Avoid the line of fire/site.**
- **Only as a last resort - take action (rush the shooter, throw objects to distract or slow them down and try to take control of the situation.**
- **Maintain accountability.**

ACTIVE SHOOTER RESPONSE

- **Notify 911 as soon as possible, when it is safe to do so.**
- **Once emergency personnel arrive and you recognize them as such, do not give them any reason you are a threat! Show your hands, spread your fingers and follow their instructions.**
- **Be descriptive as possible.**

Protecting Personal Information and Property

- **Shred all paper trash with personal information (SSN, phone numbers).**
- **Discard all electronic media (Thumb drives, CDs, DVDs) in a manner not to be observed or reproduced.**
- **Maintain your CAC card on your possession when not in use.**
- **Always leave your computer, place of business, vehicle, and home secure!**

Congratulations!

You have completed your annual Anti-Terrorism Training

[Click to Email Completion to HR](#)

**Click button above to email
completion to HR.**

You MUST include your;

**Full Name, Employee ID number, and Course Title in the
body of the email.**